



Question list:

Q1 Care about Outcome

Q2 Most Important Issue

Q3 Other Issues

Q4 Support or Oppose Tax Shift

Q5 Rate Sullivan

Q6 Vote in NPA

Q7 Vote in Vision

Q8 Performance of Candidates

Q9 Like to Become Mayor 2

Q10 Like to Become Mayor 3

Q11 Think Will be Elected 2

Q12 Think Will be Elected 3







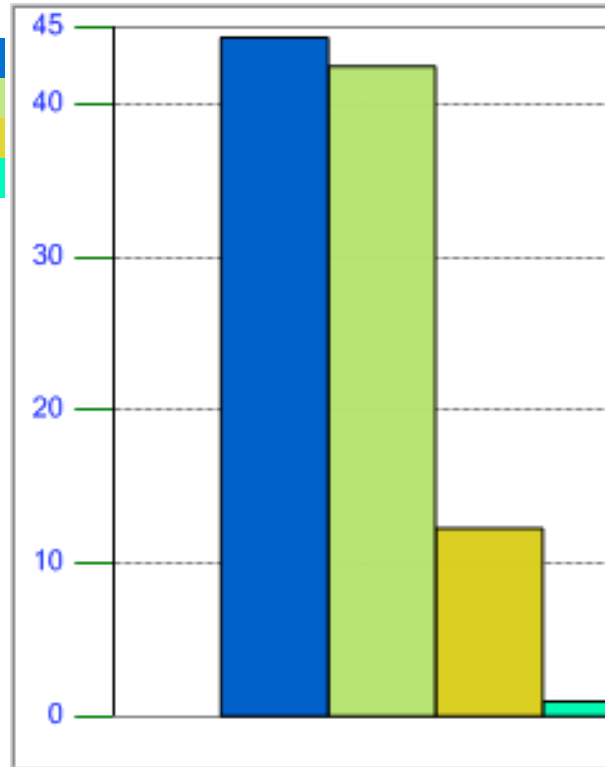
Q1 Care about Outcome

From your perspective as a business leader, how much do you care about the outcome of the City of Vancouver mayoral election?

Please select one response only.

Total number of responses: 106

Answers	Count	Percent	
Care a lot	47	44%	
Care a little	45	42%	
Do not care	13	12%	
Don't know	1	1%	
Base	106		





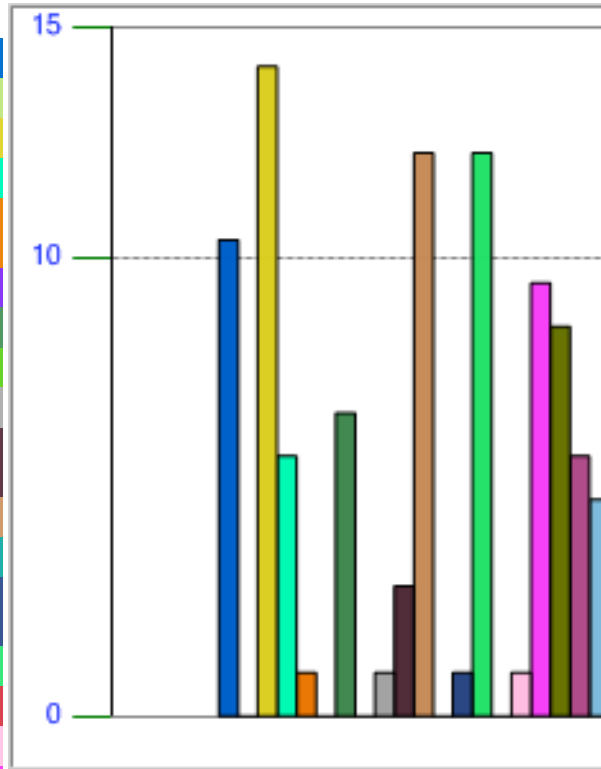
Q2 Most Important Issue

As a business leader, which of the following, if any, is the most important issue in the upcoming 2008 City of Vancouver mayoral election?

Please select one response only.

Total number of responses: 106

Answers	Count	Percent
Affordable housing	11	10%
Childcare/Daycare	0	0%
Crime and justice	15	14%
Drugs/Substance abuse	6	6%
Education – Kindergarten to Grade 12	1	1%
Education – Post Secondary	0	0%
Economy	7	7%
Farming/agriculture	0	0%
Healthcare	1	1%
Jobs – creation and unemployment	3	3%
Infrastructure – roads, etc.	13	12%
Native issues/land claims	0	0%
Oil industry/oil and gas development	1	1%
Poverty/welfare/homeless	13	12%
Seniors issues	0	0%
Social services	1	1%
Taxes	10	9%
The environment (i.e., sustainability)	9	8%
Transportation/public transit	6	6%
Other (please specify):	5	5%
None of the above	0	0%
Don't know	4	4%
Base	106	



Q3 Other Issues

What other issues, if any, are important in the upcoming 2008 City of Vancouver mayoral election?

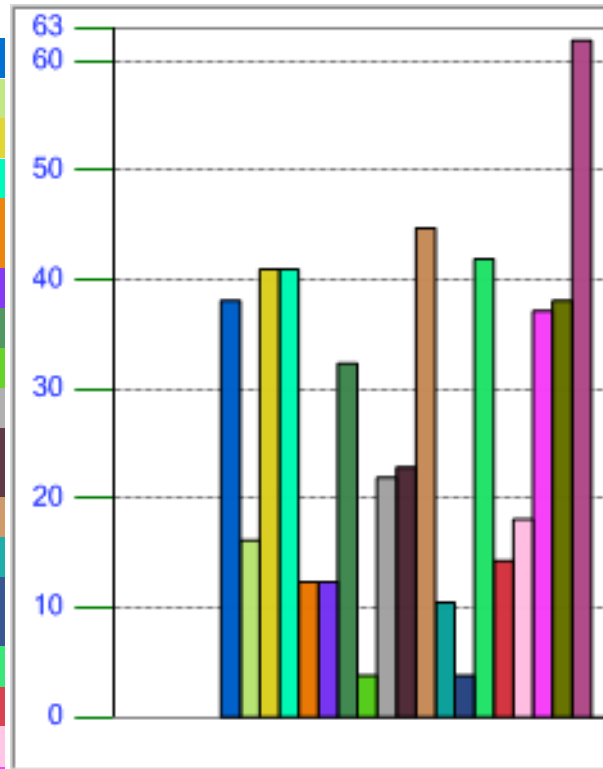
Please select all that apply.

Total number of responses: 542

Number of respondents: 105

Average responses/respondent: 5.16

Answers	Count	Percent
Affordable housing	40	38%
Childcare/Daycare	17	16%
Crime and justice	43	41%
Drugs/Substance abuse	43	41%
Education – Kindergarten to Grade 12	13	12%
Education – Post Secondary	13	12%
Economy	34	32%
Farming/agriculture	4	4%
Healthcare	23	22%
Jobs – creation and unemployment	24	23%
Infrastructure – roads, etc.	47	45%
Native issues/land claims	11	10%
Oil industry/oil and gas development	4	4%
Poverty/welfare/homeless	44	42%
Seniors issues	15	14%
Social services	19	18%
Taxes	39	37%
The environment (i.e., sustainability)	40	38%
Transportation/public transit	65	62%
Other (please specify):	0	0%
None of the above	2	2%
Don't know	2	2%
Base	105	











Q4 Support or Oppose Tax Shift

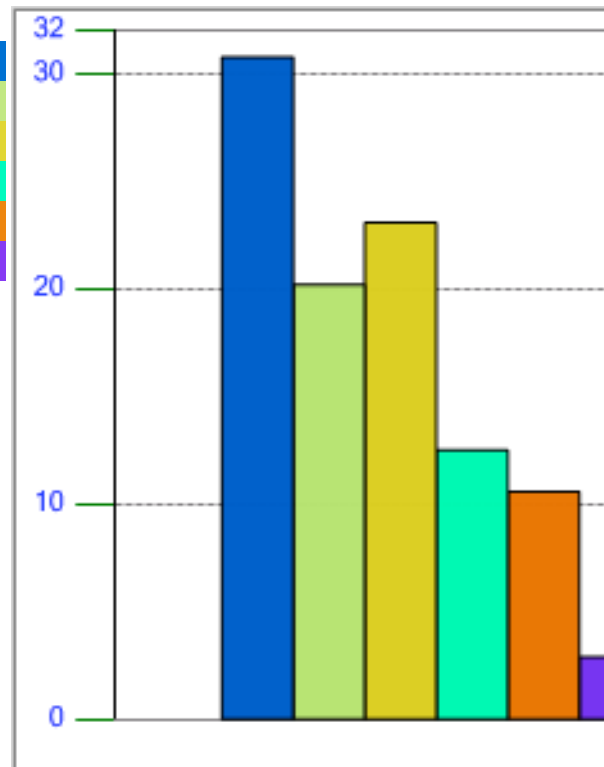
As you may already know, The Vancouver City Council has announced a shift in the tax burden from businesses to residents. Specifically, there will be a one percent tax shift each year for the next five years from commercial to residential properties. As a result, businesses will pay 48% of municipal property taxes while residents pay 52% (in 2007 the percentages were 52% for businesses and 48% for residents).

Overall, do you support or oppose the tax shift from Vancouver's businesses to residents?

Please select one response only.

Total number of responses: 104

Answers	Count	Percent	
Strongly support	32	31%	
Somewhat support	21	20%	
Neither support nor oppose	24	23%	
Somewhat oppose	13	13%	
Strongly oppose	11	11%	
Don't know	3	3%	
Base	104		





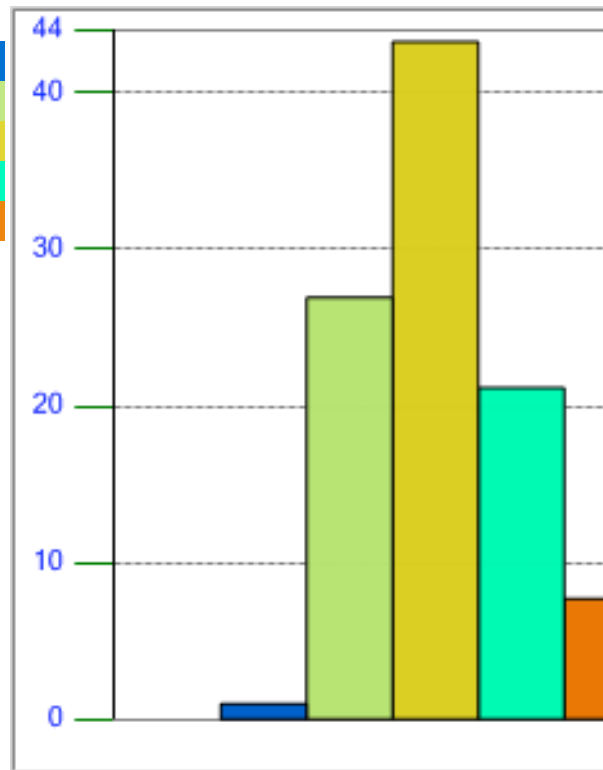
Q5 Rate Sullivan

Overall, how would you rate Sam Sullivan's performance as Mayor of Vancouver?

Please select one response only.

Total number of responses: 104

Answers	Count	Percent
Very good	1	1%
Somewhat good	28	27%
Somewhat poor	45	43%
Very poor	22	21%
Don't know	8	8%
Base	104	





Q6 Vote in NPA

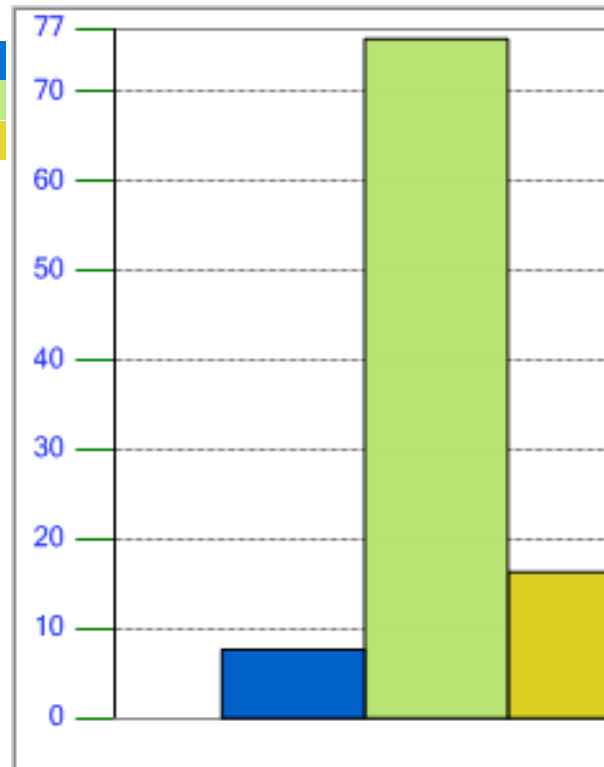
As you may already know, Non-Partisan Association (NPA) members recently voted for Peter Ladner over Sam Sullivan to represent the party in the November mayoral race.

If you had a vote in the NPA, would you have supported Sam Sullivan or Peter Ladner?

Please select one response only.

Total number of responses: 104

Answers	Count	Percent
Sam Sullivan	8	8%
Peter Ladner	79	76%
Don't know	17	16%
Base	104	









Q7 Vote in Vision

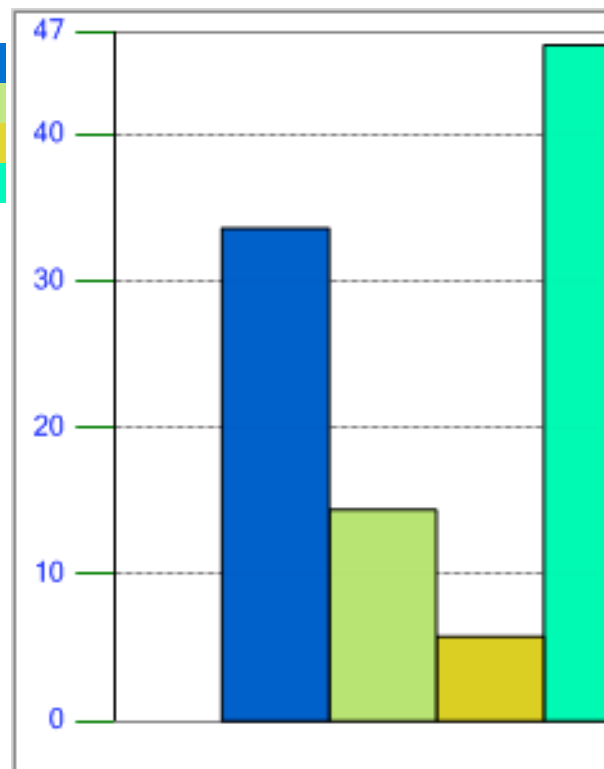
As you may also know, Vision Vancouver members voted for Gregor Robertson over Raymond Louie and Allan De Genova to represent their party in the November mayoral race.

If you had a vote in Vision Vancouver, would you have supported Gregor Robertson, Raymond Louie, or Allan De Genova?

Please select one response only.

Total number of responses: 104

Answers	Count	Percent	
Gregor Robertson	35	34%	
Raymond Louie	15	14%	
Allan De Genova	6	6%	
Don't know	48	46%	
Base	104		



Q8 Performance of Candidates

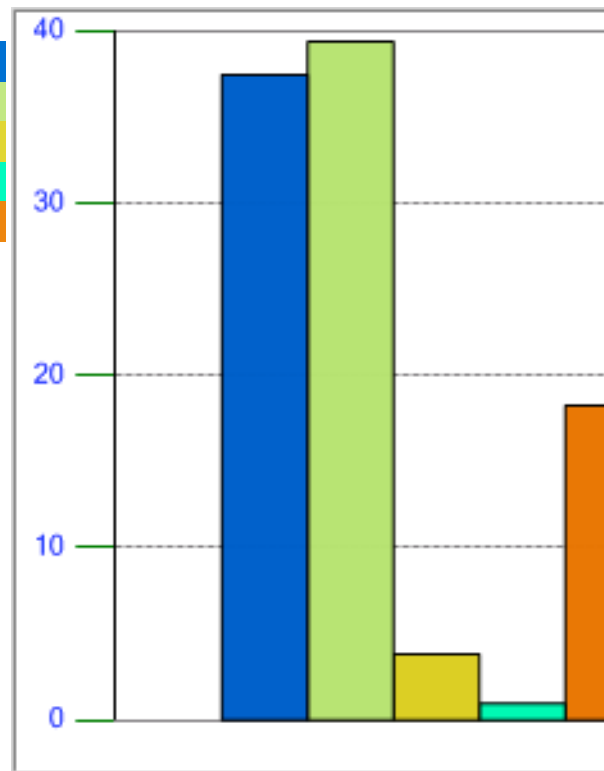
Now, from your business perspective, how good a job do you think each of the following mayoral candidates would do on issues that matter to businesses as Mayor of Vancouver?

Please note that David Cadman is included in this list as he has not been ruled out as a potential mayoral candidate. Please select one response for each row.

1. Peter Ladner

Total number of responses: 104

Answers	Count	Percent
Very good	39	38%
Somewhat good	41	39%
Somewhat poor	4	4%
Very poor	1	1%
Don't know	19	18%
Base	104	



Q8 Performance of Candidates

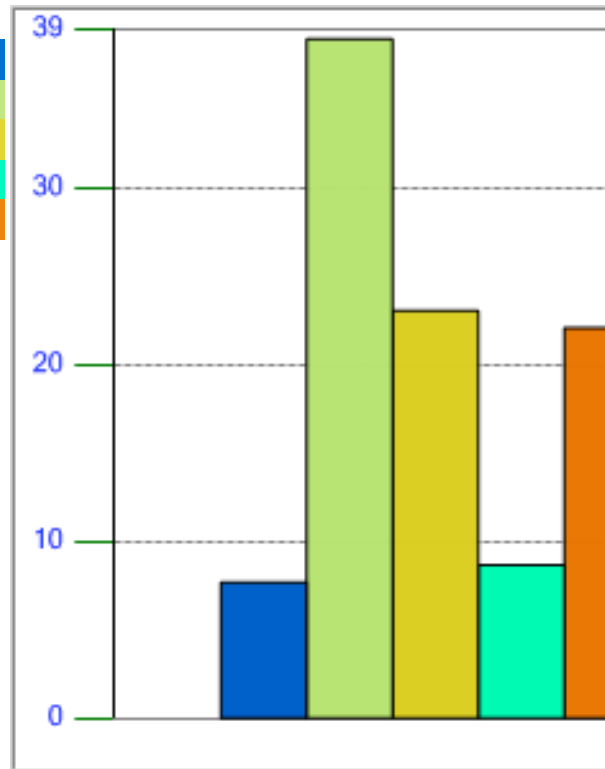
Now, from your business perspective, how good a job do you think each of the following mayoral candidates would do on issues that matter to businesses as Mayor of Vancouver?

Please note that David Cadman is included in this list as he has not been ruled out as a potential mayoral candidate. Please select one response for each row.

2. Gregor Robertson

Total number of responses: 104

Answers	Count	Percent	
Very good	8	8%	■
Somewhat good	40	38%	■
Somewhat poor	24	23%	■
Very poor	9	9%	■
Don't know	23	22%	■
Base	104		



Q8 Performance of Candidates

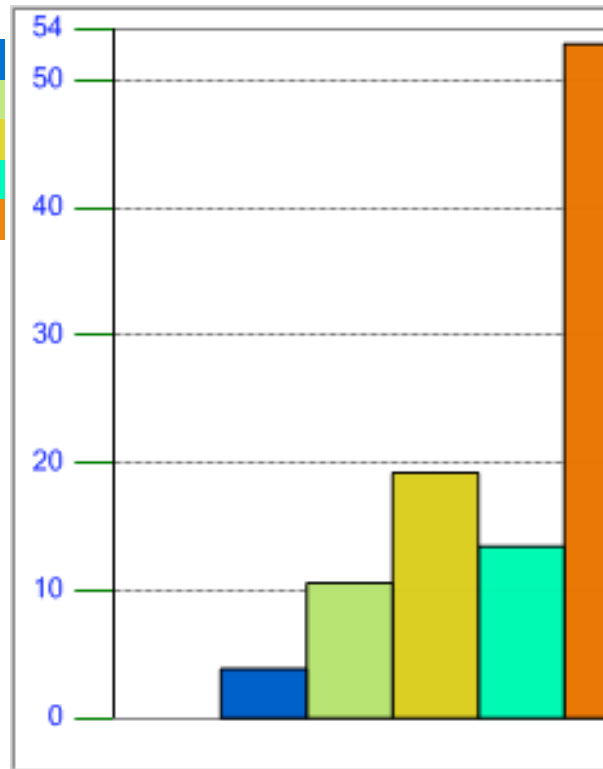
Now, from your business perspective, how good a job do you think each of the following mayoral candidates would do on issues that matter to businesses as Mayor of Vancouver?

Please note that David Cadman is included in this list as he has not been ruled out as a potential mayoral candidate. Please select one response for each row.

3. David Cadman

Total number of responses: 104

Answers	Count	Percent
Very good	4	4%
Somewhat good	11	11%
Somewhat poor	20	19%
Very poor	14	13%
Don't know	55	53%
Base	104	








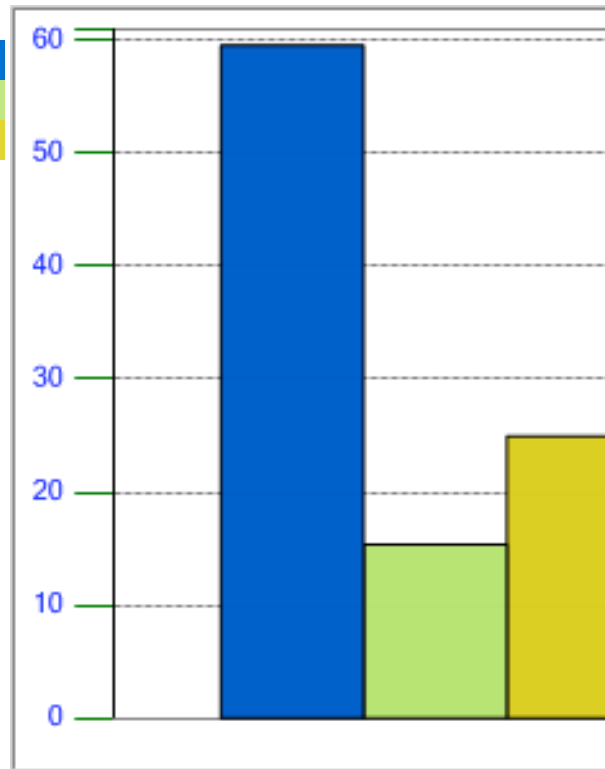
Q9 Like to Become Mayor 2

Again from a business perspective, who would you like to see become Mayor of Vancouver if the race is between Peter Ladner and Gregor Robertson?

Please select one response only.

Total number of responses: 104

Answers	Count	Percent	
Peter Ladner	62	60%	
Gregor Robertson	16	15%	
Don't know	26	25%	
Base	104		









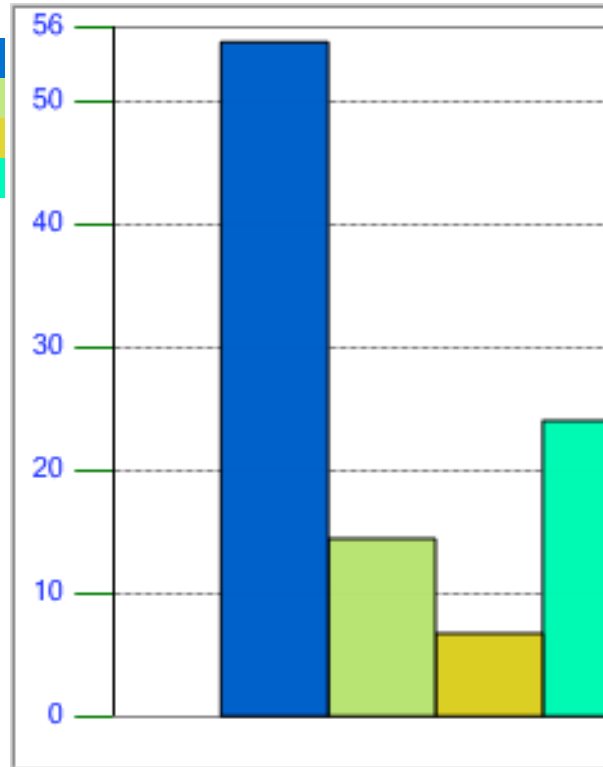
Q10 Like to Become Mayor 3

And who would you like to see become Mayor of Vancouver if the race is between Peter Ladner, Gregor Robertson, and David Cadman?

Please select one response only.

Total number of responses: 104

Answers	Count	Percent	
Peter Ladner	57	55%	
Gregor Robertson	15	14%	
David Cadman	7	7%	
Don't know	25	24%	
Base	104		








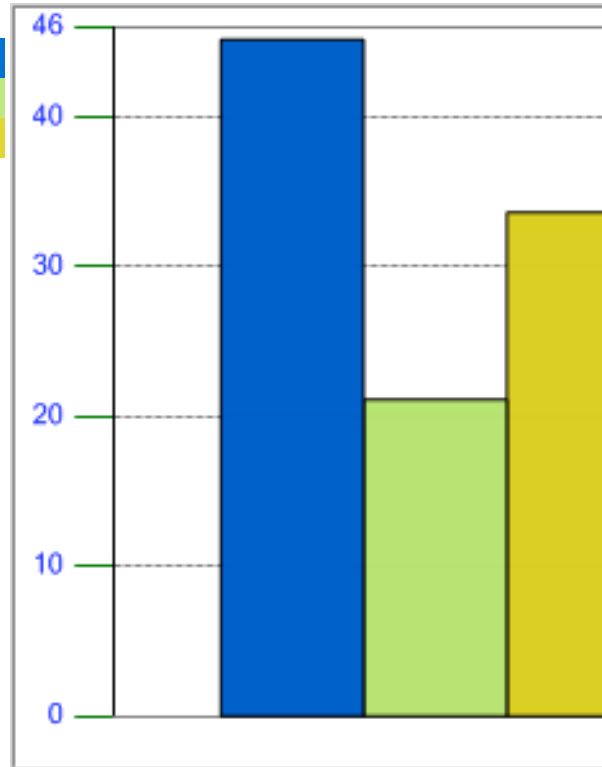
Q11 Think Will be Elected 2

Who do you think will be elected Mayor of Vancouver in November 2008 if the race is between Peter Ladner and Gregor Robertson?

Please select one response only.

Total number of responses: 104

Answers	Count	Percent	
Peter Ladner	47	45%	
Gregor Robertson	22	21%	
Don't know	35	34%	
Base	104		



Q12 Think Will be Elected 3

And who do you think will be elected Mayor of Vancouver in November 2008 if the race is between Peter Ladner, Gregor Robertson, and David Cadman?

Please select one response only.

Total number of responses: 104

Answers	Count	Percent
Peter Ladner	47	45%
Gregor Robertson	20	19%
David Cadman	4	4%
Don't know	33	32%
Base	104	

