



Question list:

1 - Closely Follow

2 - Overall Impact

3 - Impact on Areas of Company

5 - Government Bailouts

6 - Next 6 Months



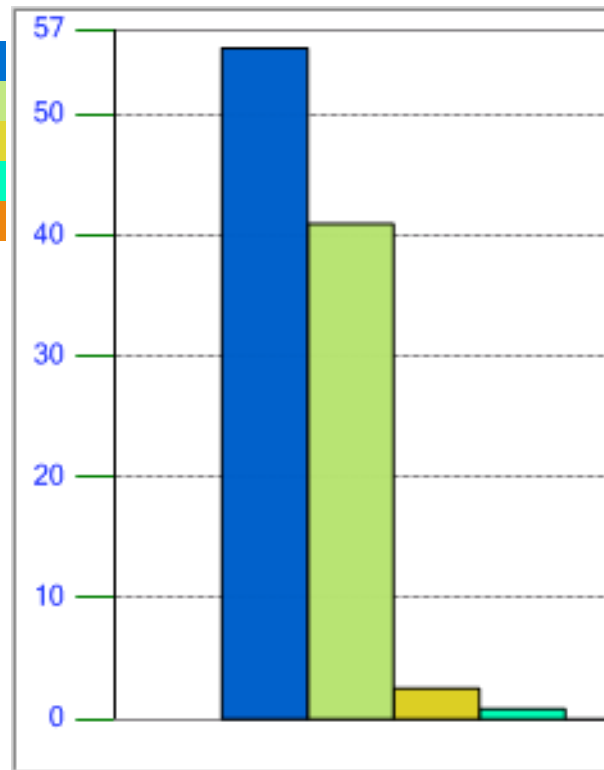
1. 1 - Closely Follow

In general, how closely have you been following the current economic crisis?

Please choose one response only.

Total number of responses: 117

Answers	Count	Percent	
Very closely	65	56%	Blue
Somewhat closely	48	41%	Light Green
Not very closely	3	3%	Yellow
Not closely at all	1	1%	Cyan
Don't know	0	0%	Orange
Base	117		








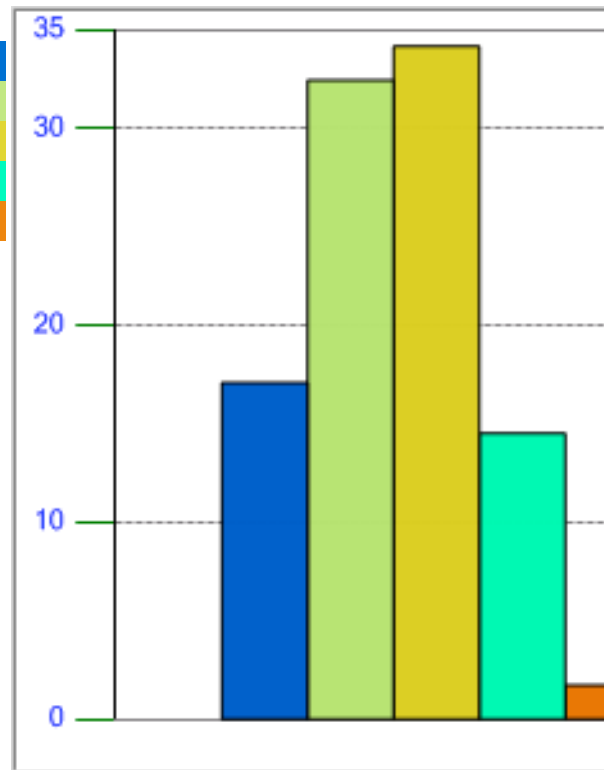
2. 2 - Overall Impact

So far, how significant has the impact of the current economic crisis been on your company overall?

Please choose one response only.

Total number of responses: 117

Answers	Count	Percent	
Very significant impact	20	17%	
Somewhat significant impact	38	32%	
Not very significant impact	40	34%	
Not at all significant impact	17	15%	
Don't know	2	2%	
Base	117		



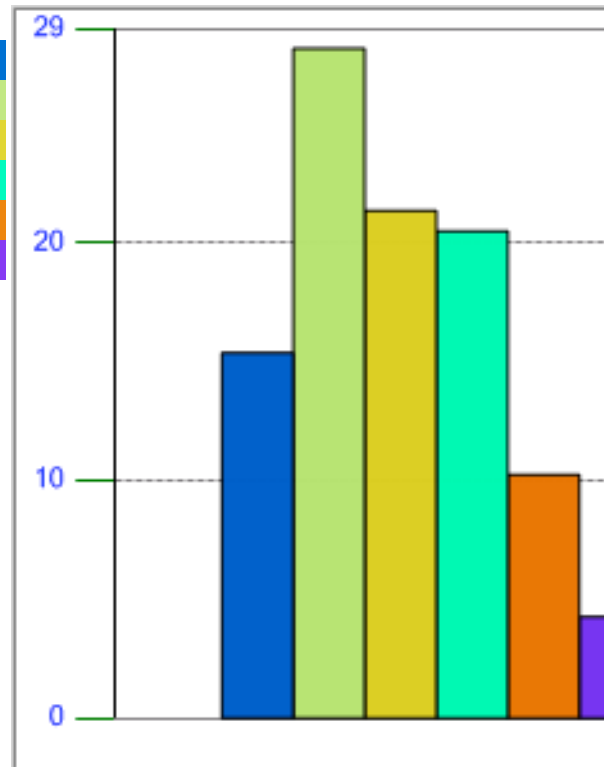
3. And so far, how significant has the impact of the current economic crisis been on the following areas of your company?

Please choose one response per row.

1. Future employee hiring plans

Total number of responses: 117

Answers	Count	Percent
Very significant impact	18	15%
Somewhat significant impact	33	28%
Not very significant impact	25	21%
Not at all significant impact	24	21%
Not applicable	12	10%
Don't know	5	4%
Base	117	



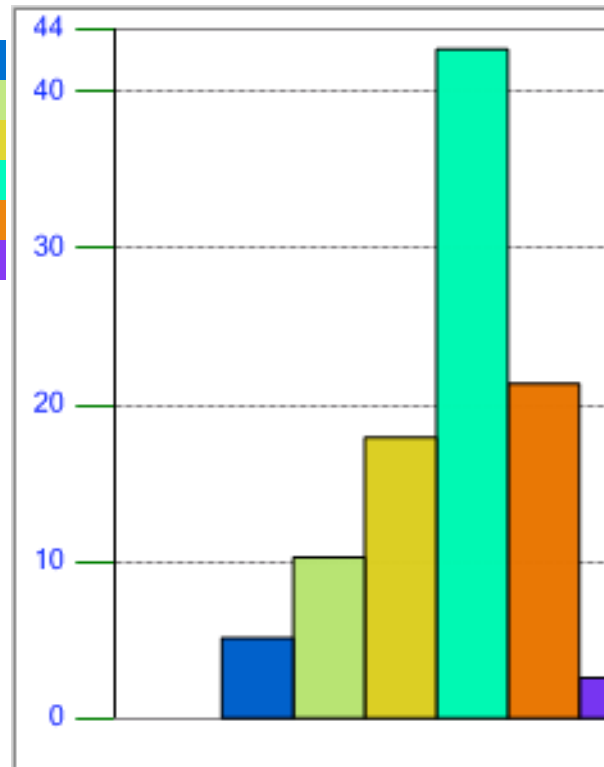
3. And so far, how significant has the impact of the current economic crisis been on the following areas of your company?

Please choose one response per row.

2. Layoff of current employees

Total number of responses: 117

Answers	Count	Percent
Very significant impact	6	5%
Somewhat significant impact	12	10%
Not very significant impact	21	18%
Not at all significant impact	50	43%
Not applicable	25	21%
Don't know	3	3%
Base	117	



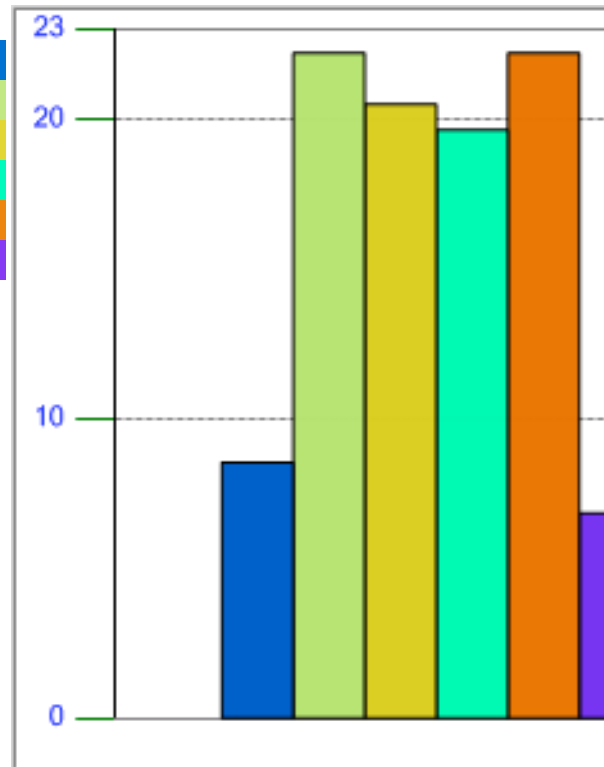
3. And so far, how significant has the impact of the current economic crisis been on the following areas of your company?

Please choose one response per row.

3. Access to capital funds for company

Total number of responses: 117

Answers	Count	Percent
Very significant impact	10	9%
Somewhat significant impact	26	22%
Not very significant impact	24	21%
Not at all significant impact	23	20%
Not applicable	26	22%
Don't know	8	7%
Base	117	



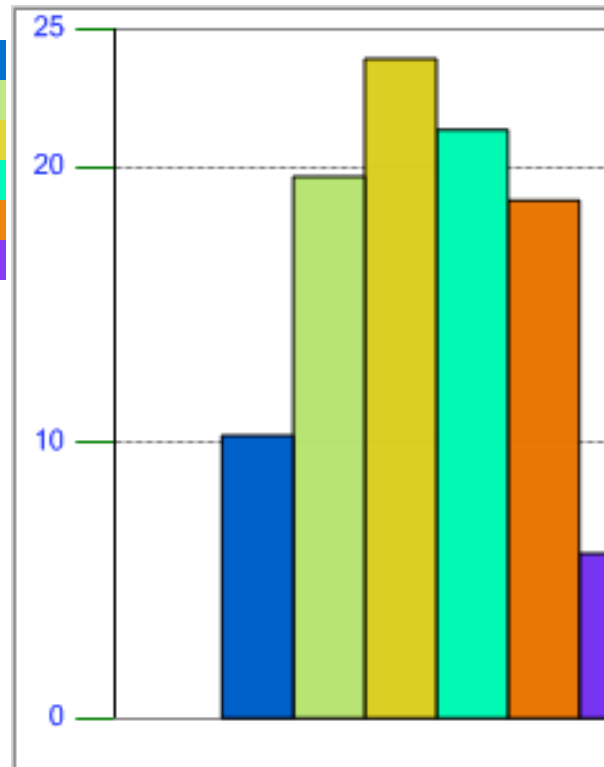
3. And so far, how significant has the impact of the current economic crisis been on the following areas of your company?

Please choose one response per row.

4. Debt and financing for company

Total number of responses: 117

Answers	Count	Percent
Very significant impact	12	10%
Somewhat significant impact	23	20%
Not very significant impact	28	24%
Not at all significant impact	25	21%
Not applicable	22	19%
Don't know	7	6%
Base	117	



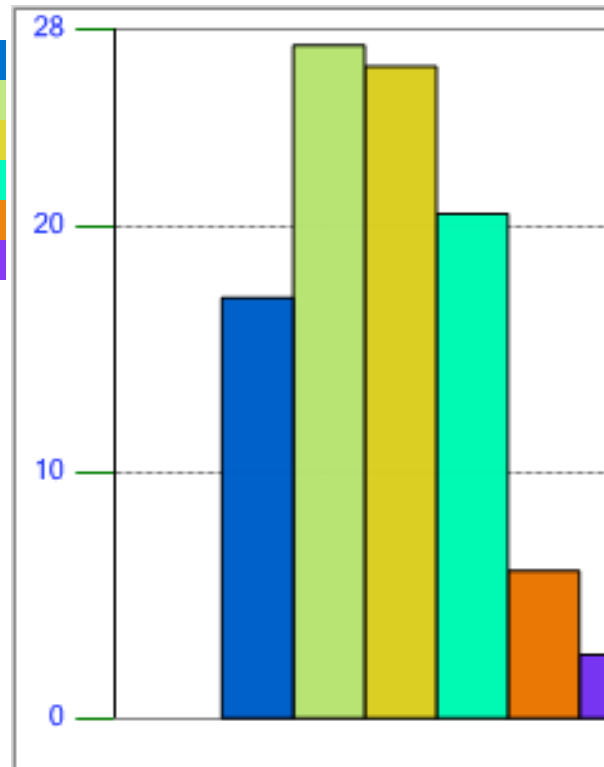
3. And so far, how significant has the impact of the current economic crisis been on the following areas of your company?

Please choose one response per row.

5. Company sales and profitability

Total number of responses: 117

Answers	Count	Percent
Very significant impact	20	17%
Somewhat significant impact	32	27%
Not very significant impact	31	26%
Not at all significant impact	24	21%
Not applicable	7	6%
Don't know	3	3%
Base	117	



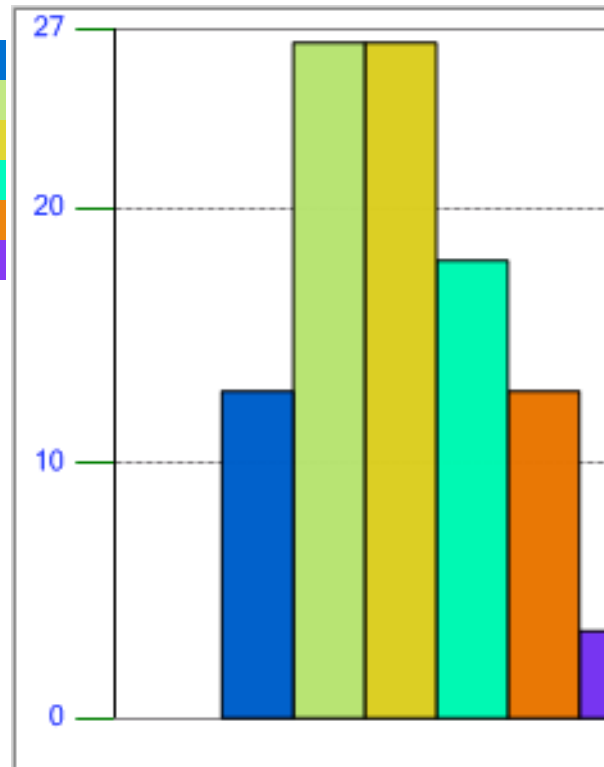
3. And so far, how significant has the impact of the current economic crisis been on the following areas of your company?

Please choose one response per row.

6. Employee compensation (e.g., pay raises and wages)

Total number of responses: 117

Answers	Count	Percent
Very significant impact	15	13%
Somewhat significant impact	31	26%
Not very significant impact	31	26%
Not at all significant impact	21	18%
Not applicable	15	13%
Don't know	4	3%
Base	117	



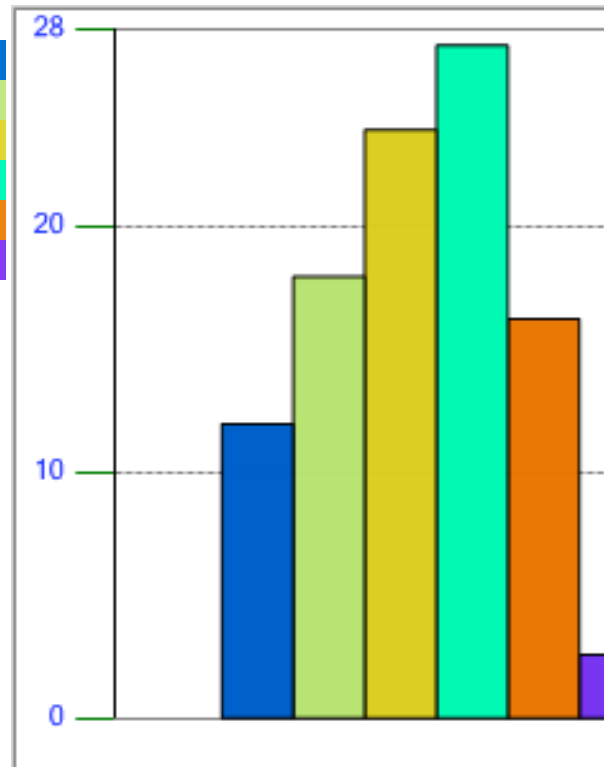
3. And so far, how significant has the impact of the current economic crisis been on the following areas of your company?

Please choose one response per row.

7. Corporate gifts to consumers/clients

Total number of responses: 117

Answers	Count	Percent
Very significant impact	14	12%
Somewhat significant impact	21	18%
Not very significant impact	28	24%
Not at all significant impact	32	27%
Not applicable	19	16%
Don't know	3	3%
Base	117	



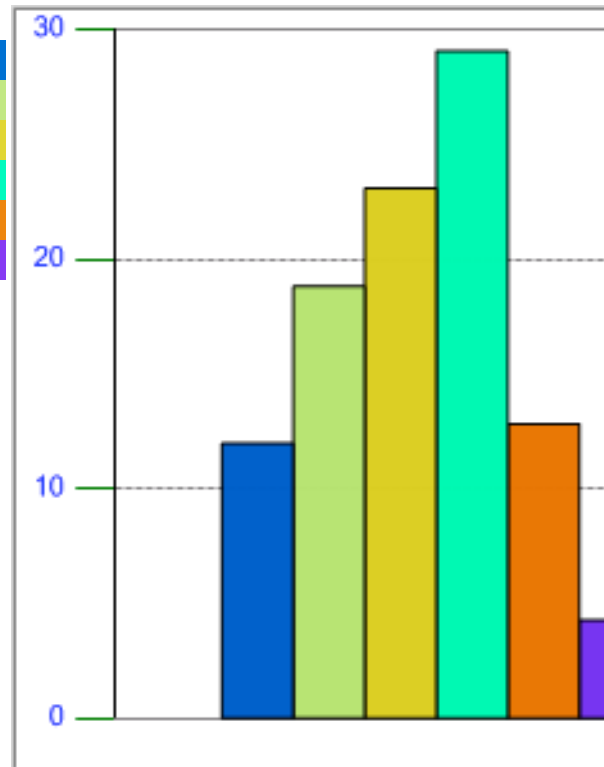
3. And so far, how significant has the impact of the current economic crisis been on the following areas of your company?

Please choose one response per row.

8. Company holiday parties

Total number of responses: 117

Answers	Count	Percent
Very significant impact	14	12%
Somewhat significant impact	22	19%
Not very significant impact	27	23%
Not at all significant impact	34	29%
Not applicable	15	13%
Don't know	5	4%
Base	117	



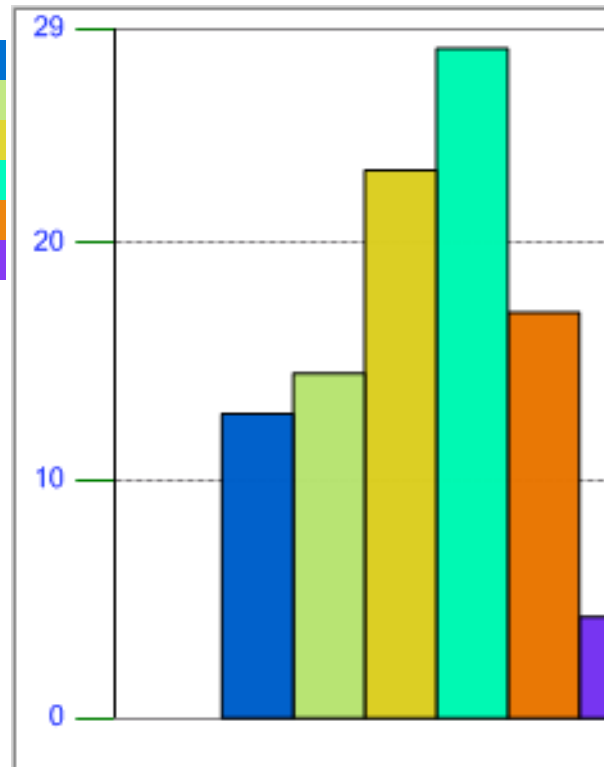
3. And so far, how significant has the impact of the current economic crisis been on the following areas of your company?

Please choose one response per row.

9. Corporate donations to charities

Total number of responses: 117

Answers	Count	Percent
Very significant impact	15	13%
Somewhat significant impact	17	15%
Not very significant impact	27	23%
Not at all significant impact	33	28%
Not applicable	20	17%
Don't know	5	4%
Base	117	





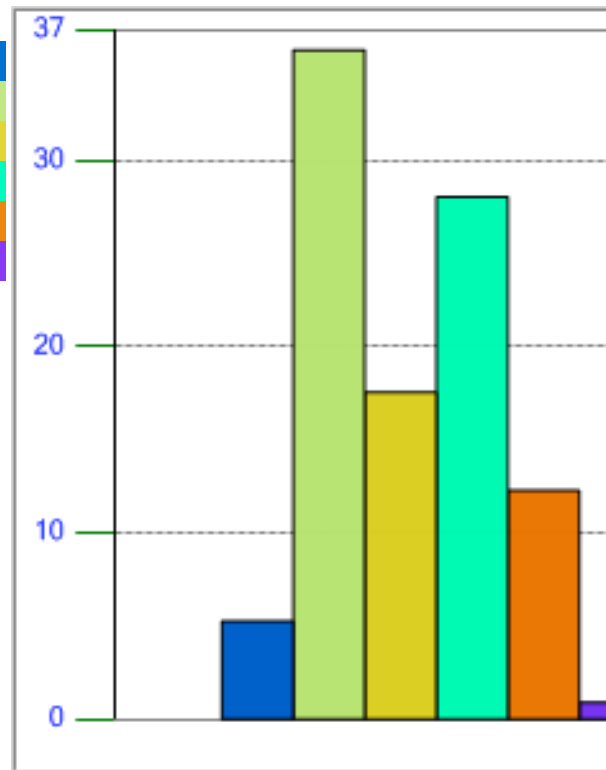
4. 5 - Government Bailouts

Do you support or oppose government bailouts of financial institutions?

Please choose one response only.

Total number of responses: 114

Answers	Count	Percent	
Strongly support	6	5%	Blue
Somewhat support	41	36%	Light Green
Neither support nor oppose	20	18%	Yellow
Somewhat oppose	32	28%	Cyan
Strongly oppose	14	12%	Orange
Don't know	1	1%	Purple
Base	114		









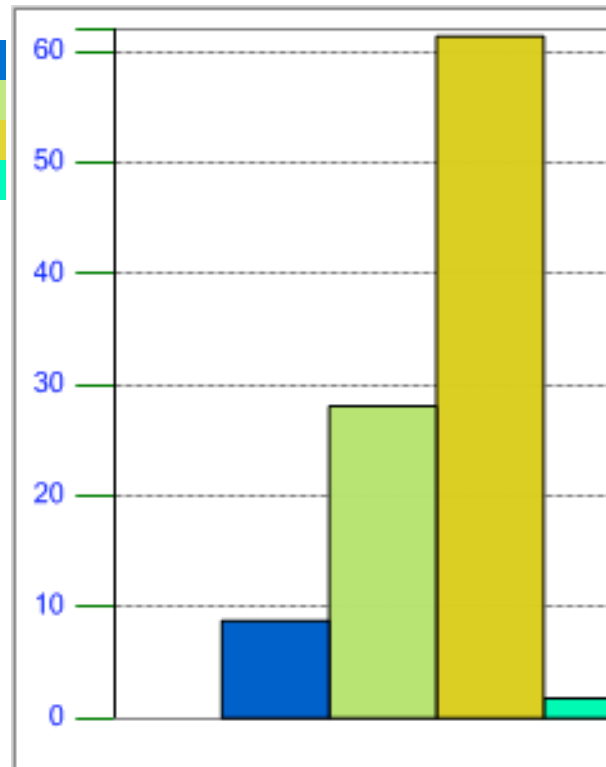
5. Over the next six months, do you expect each of the following to improve, worsen or stay about the same?

Please choose one response for each row.

1. The U.S. economy

Total number of responses: 114

Answers	Count	Percent	
Improve	10	9%	
Stay about the same	32	28%	
Worsen	70	61%	
Don't know	2	2%	
Base	114		



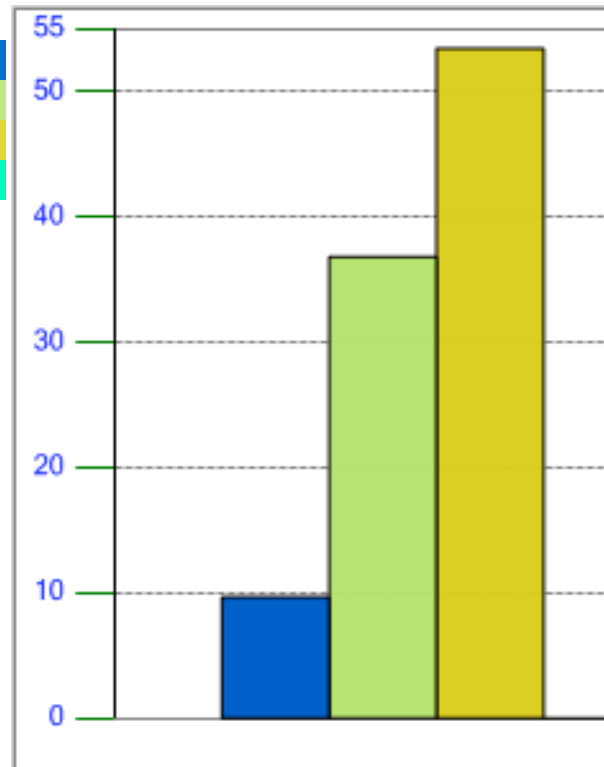
5. Over the next six months, do you expect each of the following to improve, worsen or stay about the same?

Please choose one response for each row.

2. The Canadian economy

Total number of responses: 114

Answers	Count	Percent
Improve	11	10%
Stay about the same	42	37%
Worsen	61	54%
Don't know	0	0%
Base	114	



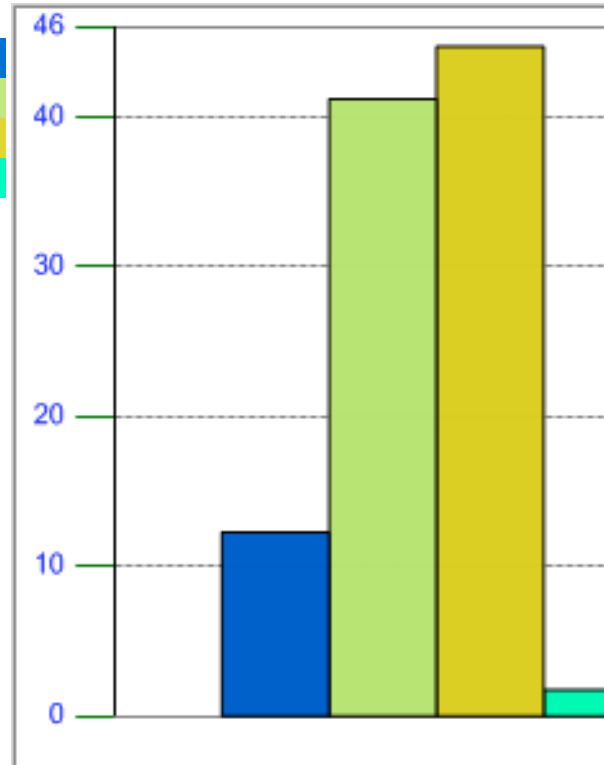
5. Over the next six months, do you expect each of the following to improve, worsen or stay about the same?

Please choose one response for each row.

3. The British Columbia economy

Total number of responses: 114

Answers	Count	Percent
Improve	14	12%
Stay about the same	47	41%
Worsen	51	45%
Don't know	2	2%
Base	114	



5. Over the next six months, do you expect each of the following to improve, worsen or stay about the same?

Please choose one response for each row.

4. Your company's financial situation

Total number of responses: 114

Answers	Count	Percent
Improve	26	23%
Stay about the same	58	51%
Worsen	25	22%
Don't know	5	4%
Base	114	

